

Welcome Back!


Briefing Slides for Release of 2024 N-Level Results





give


thanks



Trust
in the Lord 
with all thine heart;
and *lean* not
unto thine own understanding.
in all thy ways
acknowledge Him,
and He shall *direct* thy paths.
Proverbs 3: 5-6

Dear students,

You have worked hard to reach this stage. Let's celebrate your efforts!



*Finally, we are going
to get our results!*




- Support/ Resource Sharing
- Admission Exercise

Think about your opportunities

You may be:

- ☐ You are happy that your results meet your expectations;
- ☐ You are overjoyed that your results exceed your expectations, or;
- ☐ You are worried/upset because your results fall short of your expectations.

As there are **many pathways and opportunities**, remember that **everyone's educational journey is different**. Each can have a fulfilling outcome!



Concerned about your next steps?

Stop

- Calm yourself down. Take a few deep breaths.

Think

- Think through the different options that are available for you.
- Remember that the N-Level is not the end point and is only one part of your life journey.

Do

- Have conversations with trusted adults who know you well to advise and guide you (parents, teachers, ECG Counsellor).
- Decide and act based on your options.

When you receive your results, you may experience a range of emotions.

Managing these emotions well will allow you to stay calm and make rational decisions.

Reaching out for support is a sign of strength

If you have questions about your options or are not coping well, you can reach out to trusted adults such as a parent/guardian, teacher, School Counsellor or ECG Counsellor.

Ms. Joanna Lee in the **STEM Studio (Level 2)** if you have any queries today.

Book a consultation session with **our ECG counsellor, Mr. Isaac Ang** using the QR code on the right. He will be physically in ECG room tomorrow.

Email: ang_zhaoliang@moe.edu.sg



Who can we
go to for ECG
advice?

• Additionally, you may approach your **Class Mentors, YH & school counsellors** if you need advice.



Having difficult emotions during a stressful and uncertain period is normal. Keep a look out for some of these signs:

**D
I
S
T
R
E
S
S**

Deliberately avoiding others

Increased irritability, restlessness, agitation, stress and anxiety

Sending or posting moody messages on social media

Talking about death or dying

Reacting differently or gradually losing interest in things they used to like

Eating more than usual or having a much reduced appetite

Sleep pattern changes with difficulty falling asleep or oversleeping

Slowing down of energy levels

If you notice any of these signs in yourself or your friends,
have a chat with your School Counsellor or teacher,

Or contact SOS 24-hour hotline at **1767** or SOS 24-hour CareText Whatsapp at **91511767**
For cyber wellness related matters, call Help123 at **1800-612-3123*** or email **hello@help123.sg**

*available only from Mon to Fri (excluding Public Holidays), from 9am - 6pm.



© 2023 Guidance Branch, Student Development Curriculum Division (SDCD), Ministry of Education, Singapore. No part of this final product may be reproduced or transmitted in any form or by any means, electronic or mechanical, including photocopy, recording or any other information storage and retrieval system, without written permission from SDCCD, MOE.

**Keep a lookout for
some of these signs in
your peers or in
yourself**

*How can we
support one
another?*

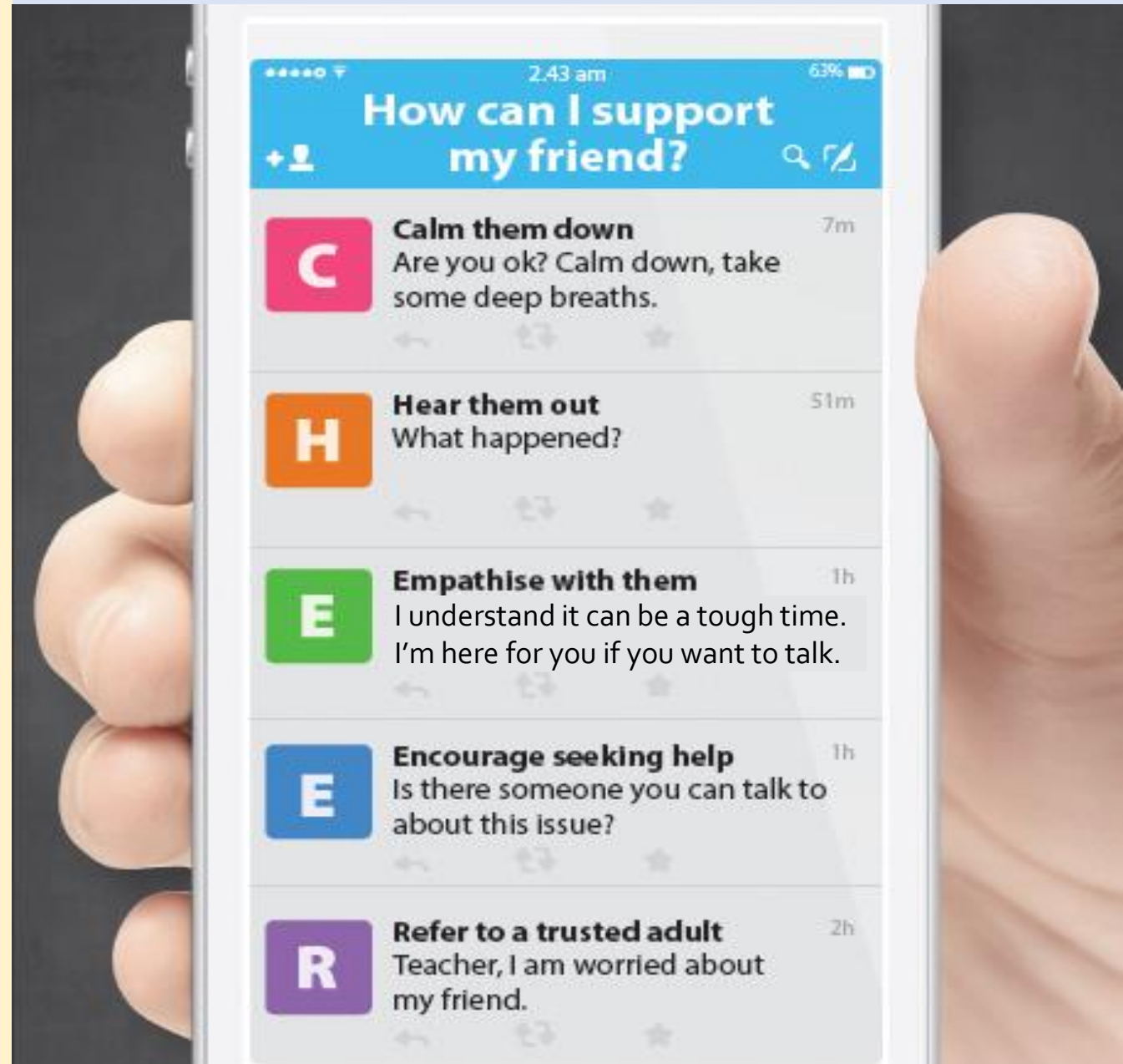


Supporting Your Friend

- We may each experience different emotions upon receiving the results.
- You can share your friends' joy by congratulating them.
- If your friends appear to be disappointed with their results, encourage them.
- Alert a teacher if you are worried for them.



Keep a lookout for your friends in distress. You can support them in the following ways:



Support is readily available for you.

There are other hotlines and chats available if you are more comfortable seeking help using these platforms. These can also be found in the infographic which you accessed earlier.



SOS provides round-the-clock emotional support for those in distress, thinking of suicide or affected by suicide.

Call: **1767**
(24-hour helpline)

Whatsapp: **9151 1767**
(24-hour Care Text)

TOUCHline is a helpline to provide youths with emotional support and practical advice.

Call: **1800-377 2252**

Monday- Friday (Excluding Public Holidays):
9am – 6pm

Community Health Assessment Team

(CHAT) provides personalised and confidential mental health checks and consultation for youths. To speak with a youth support worker, you can:

Visit: **CHAT Hub at *Scape, 2 Orchard Link, #04-01A**

Call: **6493 6500/ 6501**

Email: **CHAT@mentalhealth.sg**

mindline.sg is an online platform that provides tools, tips and resources to help you manage your health and well-being. Find out more at:
www.mindline.sg



Carey is an online platform by Care Corner that provides free mental health check-ins with mental health professionals. Find out more at:
<https://carey.carecorner.org.sg/>

eC2 is an e-Counselling Centre where you can talk to a trained counsellor about the issues you are facing, right where you are.

Chat with a counsellor at:

www.ec2.sg

Monday – Friday (Excluding Public Holidays):
10am – 12pm & 2pm – 5pm



**The N-Level
examination is not
the end point.**

**It is part of your
education journey.**

Resources to support you as you receive your results

Receiving your results and making decisions about your post-secondary pathways can be exciting to some, but stressful to others.

Scan this QR code for an infographic with some helpful resources to support you.



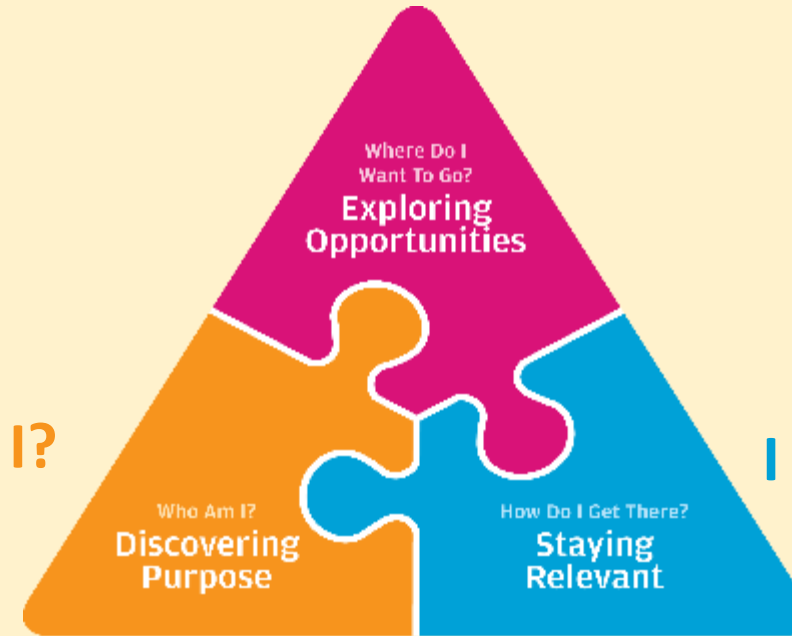
<https://go.gov.sg/nlevelstudentresource>



Thinking about Your Next Step?

Consider these questions...

Who am I?



How Do I Get There?

In the infographic, you can find resources which can help you make informed decisions.

PLANNING YOUR NEXT STEP

These resources will help you chart your path ahead:



• What's Next Brochure

<https://go.gov.sg/whats-next-nlevel>



• Contact the ECG Centre @ MOE

<https://go.gov.sg/moe-ecg-centre>



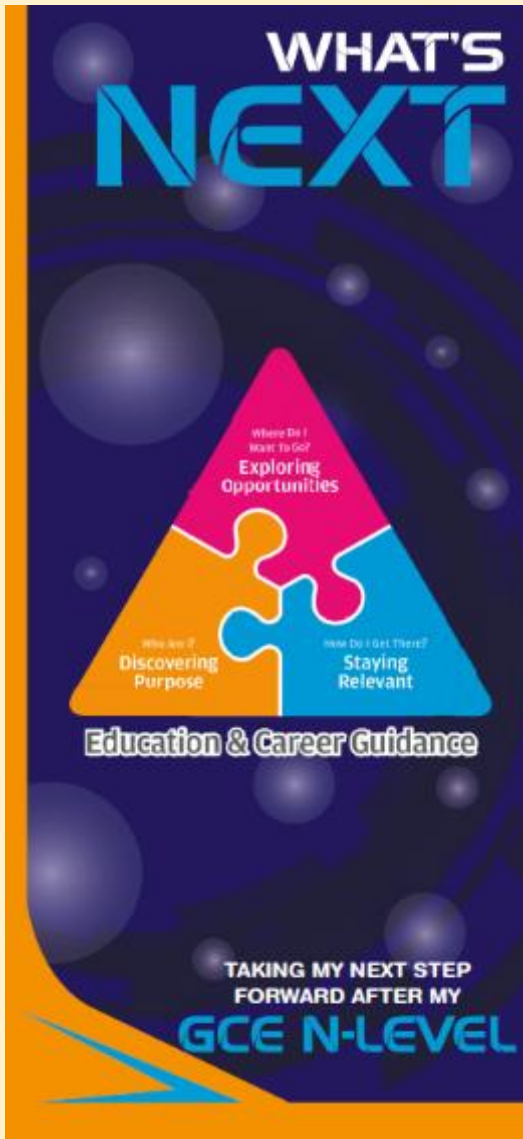
• MySkillsFuture Student Portal

<https://go.gov.sg/MySFSec>



• Chat with your school's ECG Counsellor

Resources to help you make informed decisions



PLANNING YOUR NEXT STEP

These resources will help you chart your path ahead:



• What's Next Brochure
<https://go.gov.sg/whats-next-nlevel>



• Contact the ECG Centre @ MOE
<https://go.gov.sg/moe-ecg-centre>



• MySkillsFuture Student Portal
<https://go.gov.sg/MySFSec>



• Chat with your school's
ECG Counsellor



MySkillsFuture Student Portal

Use the information and tools to explore various education and career pathways and take charge of your future.

Resources to help you make informed decisions

Post-Secondary Education

Learn more about the
admissions exercises and
programmes



<https://www.moe.gov.sg/post-secondary/admissions>

Learn more about the
post-secondary education
institutions



<https://moe.gov.sg/post-secondary/overview>

About Discover On My Way (D:OMW)

Discover your education and career interests and chart your personal and professional future with **Discover On My Way!** Explore different careers, connect with industry professionals and peers, and get firsthand exposure at various job roles. Let's get you on your way to discovering!

[Join Programmes!](#)

We know – deciding on which course to take and what career to pursue isn't easy... Through programmes organised by NYC and our partners, you'll be able to meet professionals from various industries and youth on the same journey as you.



Outward Bound Job Taster



**Esports Events Management
Job Taster**



Career conversation and discovery

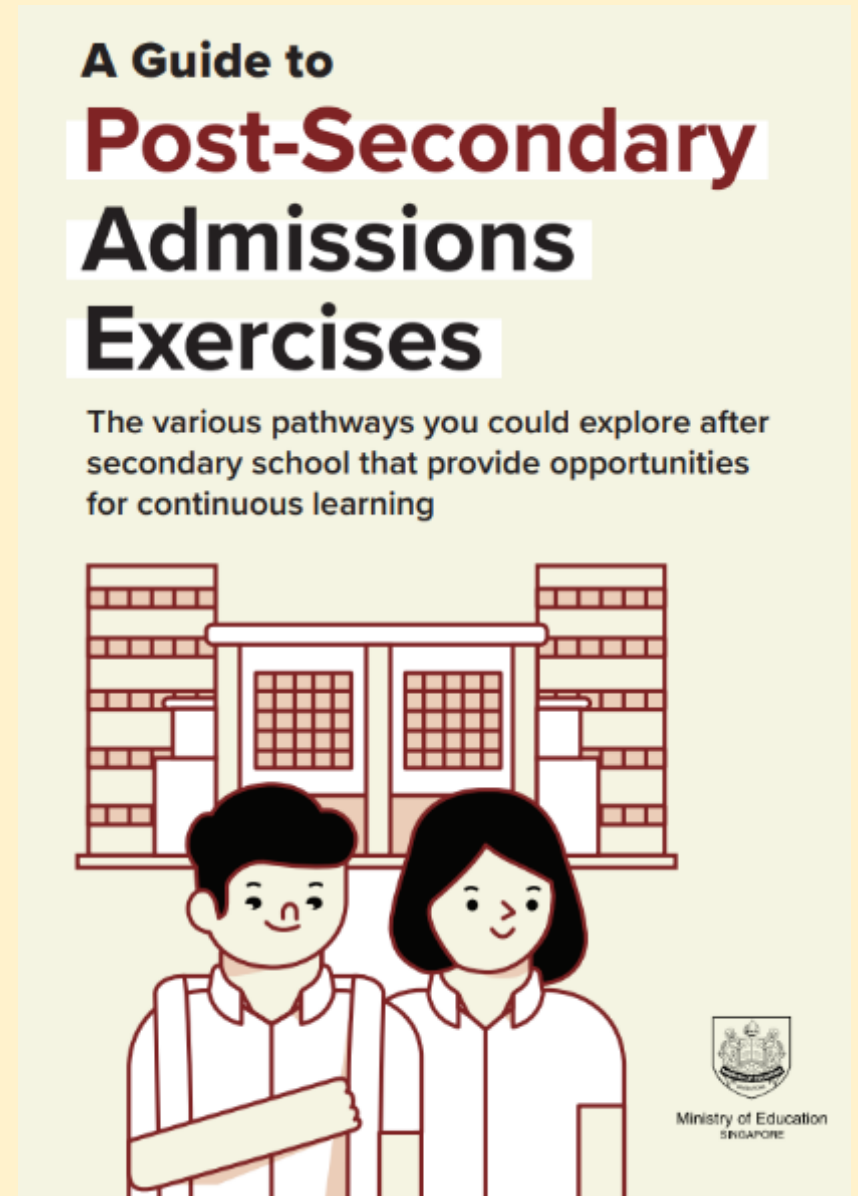


Details of Admissions Exercises

You can find the details of the various admissions exercises from the **Post-Secondary Admissions Exercises booklet** that can be downloaded from:

<https://www.moe.gov.sg/post-secondary/admissions>

- DPP
- PFP
- Joint Intake Exercise 'N' / 'E'
- NAFA Foundation Programme



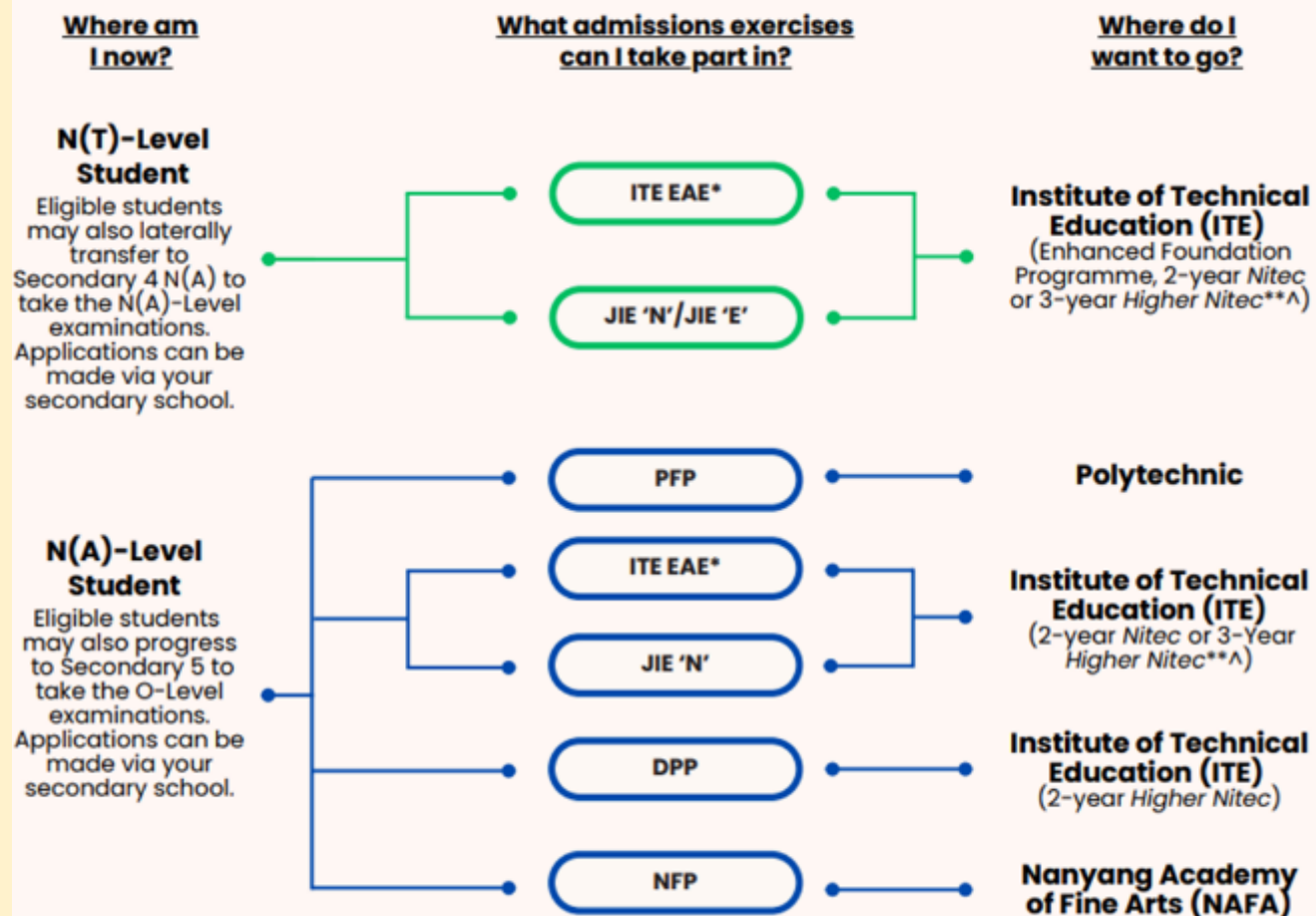
Admissions Exercises

Things to note





Post-Secondary Admissions Exercises for N-Level Students










<https://www.moe.gov.sg/post-secondary/admissions>

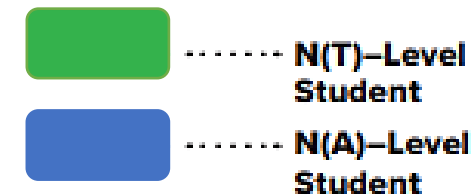
For more information on applying to these courses, you can visit <https://www.moe.gov.sg/post-secondary/admissions>

For the list of 3-year Higher Nitec courses, please visit <https://www.ite.edu.sg/courses/full-time-courses/nitec-and-3-year-higher-nitec>

Source: A Guide to Post-Secondary Admissions Exercises

Application Timeline

Admissions Exercises	JIE 'N'   JIE 'E'  NFP  DPP 	PFP  DPP 
	(1 st window of applications)	(2 nd window of applications)
Application Period	Dec 2024	Jan 2025



Key Dates for Jan 2025 Intake Exercise

Key Activity	Period for 2-Year and 3-Year Nitec Courses, and 3-Year and 4-year Higher Nitec courses	Remarks
1st Phase (Main Phase)		
Application	16 Dec 2024 (2.30pm) to 19 Dec 2024 (5pm)	Apply through the Internet at https://www.ite.edu.sg with NRIC / FIN and Date of Birth. You may also apply using SingPass.
Release of Results	30 Dec 2024 at 9am	Check results at https://istudent.ite.edu.sg with web ID and password
Acceptance of Course Offer Period	30 Dec 2024 to 3 Jan 2025	Accept course offer at https://istudent.ite.edu.sg with web ID and password
2nd Phase (Late Application/Appeal Phase)		
Application	30 Dec 2024 to 3 Jan 2025	Apply through the Internet at https://istudent.ite.edu.sg with NRIC / FIN and Date of Birth. You may also apply using SingPass.
Release of Results	10 Jan 2025 at 9am	Check results at https://istudent.ite.edu.sg with web ID and password
Acceptance of Course Offer Period	10 Jan 2025 to 12 Jan 2025	Accept course offer at https://istudent.ite.edu.sg with web ID and password
3rd Phase (Final Top-up Phase)		
Application	1 st Top-up Phase Application - 10 Jan to 17 Jan 2025 2 nd Top-up Phase Application - 23 Jan to 7 Feb 2025	Apply through the Internet at https://istudent.ite.edu.sg with NRIC / FIN and Date of Birth. You may also apply using SingPass.
Release of Results	1 st Top-up Phase - 14 Jan to 23 Jan 2025 2 nd Top-up Phase - 23 Jan to 13 Feb 2025	Check results at https://istudent.ite.edu.sg with web ID and password
Acceptance of Course Offer Period	1 st Top-up Phase - 14 Jan to 23 Jan 2025 2 nd Top-up Phase - 23 Jan to 13 Feb 2025	Accept course offer at https://istudent.ite.edu.sg with web ID and password

Jan 2025 Intake Term Commencement Date: **13 Jan 2025**

Information For Students on Key Dates for Jan 2025 intake

1. All N(A)*/N(T) school leavers are encouraged to submit an application during the **1st Phase (Main Phase)** between **16 Dec 2024 (2.30pm) to 19 Dec 2024 (5pm)**. Application results for the 1st Phase will be released on **30 Dec 2024 at 9am**.
2. If you wish to appeal, please accept the course offered **before** applying in the **2nd Phase (Late Application/Appeal Phase)** between **30 Dec 2024 to 3 Jan 2025**. The application results for the 2nd Phase will be known on **10 Jan 2025 at 9am**.
3. Unsuccessful applicants can appeal under the **3rd Phase (Final Top-up Phase)** between **10 Jan to 17 Jan 2025 and 23 Jan to 7 Feb 2025** for courses with vacancies. The application results for the 3rd Phase will be known between **14 Jan to 23 Jan 2025** and **23 Jan to 13 Feb 2025**.

*N(A) students progressing to ITE

For further enquiries, N-Level school leavers can contact
ITE Hotline: 1800-2222-111

Details of Admissions Exercises (EAE)

For Sec 4N(A) and 4N(T) students with confirmed ITE EAE offers:

- ❑ must honour their EAE offers.
- ❑ not allowed to apply for Nitec courses or 3-year Higher Nitec courses at the Joint Intake Exercise (JIE).

- ❑ But, Sec 4NA can still apply for the Direct-Entry-Scheme to Polytechnic Programme (DPP) after the release of the GCE 'N' Level results, or Polytechnic Foundation Programme (PFP) after the release of the GCE 'O' Level results, if they qualify.

Details of Admissions Exercises



JIE 'N'/JIE 'E' – Joint Intake Exercise

The JIE 'N' is for 2-year *Nitec* or 3-year *Higher Nitec* courses offered by ITE. The JIE 'E' is for GCE N(T) students to apply for the 3-year *Nitec* course with Enhanced *Nitec* Foundation Programme.

JIE 'N'/JIE 'E': go.gov.sg/applyjie

If eligible for
JIE E,
apply for BOTH
JIE N and JIE E.



..... N(T)–Level
Student



..... N(A)–Level
Student

Details of Admissions Exercises



PFP – Polytechnic Foundation Programme

PFP is a one-year programme that offers a practice-oriented curriculum taught by polytechnic lecturers to better prepare polytechnic-bound Secondary 4 N(A) students for entry into selected polytechnic diploma courses. PFP students are given provisional places in diploma programmes, subject to them passing all modules in the one-year programme.

PFP: go.gov.sg/pfp



DPP – Direct-Entry-Scheme to Polytechnic Programme

DPP allows Secondary 4N(A) students to be admitted directly into selected 2-year *Higher Nitec* programmes at ITE without having to sit for the O-Level examinations or undergo a *Nitec* programme. DPP students who successfully complete their *Higher Nitec* courses at ITE and attain the required qualifying Grade Point Average (GPA) scores are guaranteed a place in a polytechnic diploma course mapped to their *Higher Nitec* course.

DPP: go.gov.sg/applydpp



NFP – NAFA Foundation Programme

NFP is a one-year practice-based programme that prepares N(A) Level holders to pursue a diploma in the creative arts. NFP students who successfully complete the programme will be offered a place in their chosen diploma course at NAFA.

NFP: go.gov.sg/applynafafp



..... **N(T)–Level Student**



..... **N(A)–Level Student**

Details of Admissions Exercises



DPP – Direct-Entry-Scheme to Polytechnic Programme

DPP allows Secondary 4N(A) students to be admitted directly into selected 2-year *Higher Nitec* programmes at ITE without having to sit for the O-Level examinations or undergo a *Nitec* programme. DPP students who successfully complete their *Higher Nitec* courses at ITE and attain the required qualifying Grade Point Average (GPA) scores are guaranteed a place in a polytechnic diploma course mapped to their *Higher Nitec* course.

DPP: go.gov.sg/applydpp

- ☐ Serves as an alternative to Sec 5
- ☐ Prepares Sec 4N(A) students for progression into selected polytechnic diploma courses via
 - a **2-year Higher Nitec** programme at ITE, and
 - a **10-week DPP preparatory course**
- ☐ DPP students who successfully complete their Higher Nitec courses **and** attain the minimum GPA are subsequently **guaranteed a place in a polytechnic diploma course** mapped to their Higher Nitec course.
- ☐ **Unsuccessful applicants** can apply for progression to Sec 5 N(A) or for Nitec/3-year Higher Nitec courses in 2nd phase

..... **N(A)–Level
Student**

Details of Admissions Exercises




DPP – Direct-Entry-Scheme to Polytechnic Programme

DPP allows Secondary 4N(A) students to be admitted directly into selected 2-year *Higher Nitec* programmes at ITE without having to sit for the O-Level examinations or undergo a *Nitec* programme. DPP students who successfully complete their *Higher Nitec* courses at ITE and attain the required qualifying Grade Point Average (GPA) scores are guaranteed a place in a polytechnic diploma course mapped to their *Higher Nitec* course.

DPP: go.gov.sg/applydpp

- ☐ Students who have sat for both GCE N-Level & GCE O-Level examination subjects **can apply for the DPP prior to the release of their GCE O-Level results.**
 - Use both their GCE N-Level results, and **results from their school-based prelim exams for O-level subjects.**
 - Successful DPP applicants will receive an offer for a DPP course & do not need to return to schools for Sec 5N(A).
 - **Being eligible to apply does not guarantee** you a place in a DPP Higher Nitec course.
- ☐ Upon the release of the O-Level examination results, ITE will verify if applicants have fulfilled the criteria for admission to the DPP.
- ☐ Students who are newly-eligible for the DPP after the release of the O-Level results in 2025 may also apply in January 2025.



..... **N(A)–Level Student**

DIRECT-ENTRY-SCHEME TO POLYTECHNIC PROGRAMME (DPP)

5 Things You Need to Know

1. What is the DPP?

- Prepares Sec 4N(A) students for progression into selected polytechnic diploma courses via a 2-year *Higher Nitec* programme at ITE, and a 10-week DPP preparatory course
 - Serves as an alternative to Sec 5
- DPP students who meet the minimum qualifying GPA score are guaranteed a place in a polytechnic diploma course mapped to the *Higher Nitec* course. (Refer to <https://www.ite.edu.sg/admissions/full-time-courses/higher-nitec-dpp> for course mapping.)
- About 1,200 places offered across 18 *Higher Nitec* courses

2. Am I eligible for DPP?

- ☐ Sec 4N(A) student who has sat for GCE N-Level exams in 2024
 - ☐ Obtained ELMAB3 aggregate of 19 points or less (before deduction of CCA bonus points)
 - ☐ Meet course-specific entry requirements
- ✓ **If you can check all 3 boxes above, you're eligible!** (Note: Eligibility does not guarantee placement.)

If you have offered GCE O-Level examination subjects in 2024, you may refer to this table for the equivalent grade to compute your ELMAB3 aggregate:

GCE O-Level Grade	Converted Grade
A1-B3	1
B4-C6	2
D7	3
E8	4

3. How do I apply?

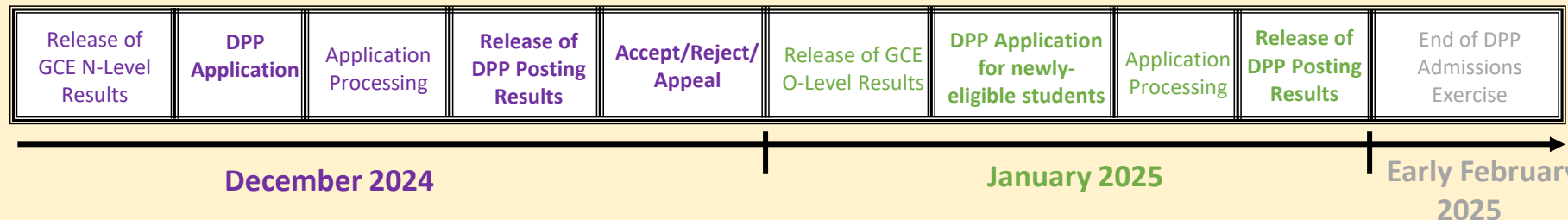
- Upon release of the GCE N-Level results, all DPP-eligible students may apply for DPP *Higher Nitec* courses via the ITE website (<https://www.ite.edu.sg>).
- You may select up to 12 course choices.
- Remember to provide updated contact details in your application so that ITE can contact you if necessary.

4. How will I know the outcome?

- You should check your DPP posting results online on the morning of the release of the DPP posting results.
- You will then have to indicate if you wish to accept/reject/appeal the offer.
- Your offer will be void if you do not accept the offer by the stipulated date. You will be required to continue with your classes in Sec 5, or with your *Nitec* / *Higher Nitec* course if your application via JIE 'N' is successful

5. What happens next?

Upon accepting your DPP offer, you will attend a 10-week DPP preparatory programme starting from Jan 2025.



More information can be found at: <https://www.ite.edu.sg/admissions/full-time-courses/higher-nitec-dpp>

Details of Admissions Exercises



PFP – Polytechnic Foundation Programme

PFP is a one-year programme that offers a practice-oriented curriculum taught by polytechnic lecturers to better prepare polytechnic-bound Secondary 4 N(A) students for entry into selected polytechnic diploma courses. PFP students are given provisional places in diploma programmes, subject to them passing all modules in the one-year programme.

PFP: go.gov.sg/pfp

- ❑ Students who are eligible for and intend to apply for PFP should **apply and accept DPP/ JIE N** while waiting for O level results.
- ❑ Being eligible for PFP **does not guarantee placement** into a PFP course. Placement in PFP is subject to the availability of vacancies and in open competition with other eligible applicants based on merit.
- ❑ Upon release of the GCE O-Level results in Jan 2025,
 - School will contact them to collect the PFP eligibility form (Form P) if they are eligible for PFP after the release of the GCE O-Level results.
 - Students who decide to apply for & accept PFP offer in January will need to withdraw from the DPP course. Applicants can apply for a refund of their DPP enrolment fees, subject to ITE's approval.



..... N(A)–Level
Student

POLYTECHNIC FOUNDATION PROGRAMME (PFP)

Essential Things You Need to Know

1. What is the PFP?

- A foundation year at the polytechnics that:
 - Prepares well-performing Sec 4N(A) students for entry into relevant polytechnic diploma courses
 - Serves as an alternative to Sec 5
- Conducted over two academic semesters at the polytechnics
- Students must pass all PFP modules in order to progress to their respective, pre-selected diploma courses.

2. Am I eligible for PFP 2025?

- You are eligible for the PFP if you:
- ☐ Sat for GCE N-Level exams as a school candidate in 2024
 - ☐ Have obtained an ELMAB3 aggregate of 12 points or less (before deduction of CCA bonus points)
 - ☐ Met subject-specific entry requirements as listed on the PFP portal

✓ **If you can check all 3 boxes above, you're eligible!**
(Note: Eligibility does not guarantee you a place in a PFP course)

If you had offered GCE O-Level examination subjects in 2024, you may refer to this table for the equivalent grade to compute your ELMAB3 aggregate:

GCE 'O' Level Grade	Converted Grade
A1-B3	1
B4-C6	2
D7	3
E8	4

3. How do I apply?

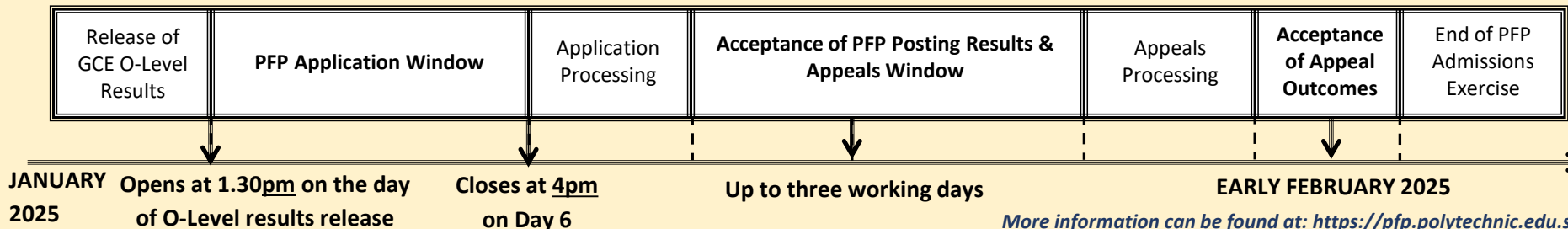
- Upon release of the GCE O-Level results, all PFP-eligible students will receive Form P containing a PFP PIN that allows them to apply for the PFP at this [link](#).
- You may select up to five course choices.
- Remember to provide updated contact details in your application to allow the polytechnics to contact you if necessary.
(Note: You should continue to attend Sec 5 from 2 January 2025 while applying for PFP.)

4. How will I be informed of the outcome?

- You should log in to the PFP portal to check your application outcomes on the day of PFP posting results release.
- You will then have to indicate if you wish to accept/reject/appeal the offer.
- If you do not select any option, your offer will become invalid and you will be required to continue with your classes in Sec 5/DPP.
(Note: If your appeal is successful, your original offer will be voided, regardless of whether you accept the new PFP offer.)

5. What happens next?

- If you accept your offer, you will receive an enrolment package from the polytechnic in February/March 2025.
- The PFP year will start in April 2025.



Key Pointers for Students on ITE's Joint Intake Exercise (JIE)

ALL students in N(T) and N(A) students (who are not progressing to 5N(A) or repeating 4N(A)) are eligible for JIE.
Those who were unsuccessful in EAE are also eligible for JIE.

Participation in JIE Main Phase is key to securing a place in ITE!

Use all 12 JIE choices wisely, as competition for 3-year Higher Nitec courses is keen!

Do consult your teachers / ECG counsellors to help you make your choices!

Do use the Last Aggregate Score (LAS) published in ITE's admission portal to help you make your course choices.

If you have received an additional letter, then you are eligible for the Enhanced Foundation Programme (EFP).

If you are eligible for EFP, make sure you apply for both the EFP and the 2-year Nitec/3-year Higher Nitec!

The EFP helps to build the necessary literacy and numeracy foundations that will enable you to successfully complete your course!

If you are counter-offered a course, accept it first before appealing for another course you may be more interested in!

STEP-BY-STEP INFORMATION FOR JIE APPLICATION

Online Application for

2-Year Nitec and 3-Year Higher Nitec Courses

3-Year Nitec/4-year Higher Nitec Course with EFP

(for N(T) students with 0, 1 “N” pass)

1. Go to <https://www.ite.edu.sg>.

2. Click



icon.

3. Under JIE ‘N’, click **Apply Now** icon to link to the application website

Under JIE ‘E’, click **Apply Now** icon to link to the application website

4. At the application website:

- a) Enter NRIC / FIN and Date of Birth to start application. You may also apply using SingPass.
- b) Upon completion of application, applicants will receive their **web ID** and password.

STEP-BY-STEP INFORMATION FOR JIE APPLICATION

Checking of Posting Results/Accept Course Offer

2-Year Nitec and 3-Year Higher
Nitec Courses

3-Year Nitec/4-year Higher Nitec
Course with EFP
(for N(T) students with 0, 1 "N" pass)

1. Go to <https://istudent.ite.edu.sg>.
2. Enter **web ID** and password.
3. Click '**Self-Service**' followed by '**Student Admission**' followed by '**View Application Results**' to view the application results and to accept course offer.

The above steps applies to all phases (refer to Slide 19 for dates).
For more details, please refer to ITE website.

RESOURCES FOR STUDENTS

Additional Information For Students

Should you require further advice or assistance in your applications or future plans, please contact your teachers and/or ECG Counsellor.


For further inquiries, you may refer to the following hotlines and links for more information and advice on further education:

Institute of Technical Education (ITE)	
ITE Hotline (for ITE admissions and courses)	1800 2222 111 training@ite.edu.sg
ECG Centre @ MOE	
e-Appointment link	https://go.gov.sg/moe-ecg-centre

RESOURCES FOR STUDENTS

Additional Information For Students

The information listed in the table below will help you to make an informed decision on which choice of courses you could consider applying at ITE.

S/N	Information	Attachment/Link
1	ITE Factsheet 2024	 2024 JIEN Factsheet
2	ITE Course Booklet 2025	https://www.ite.edu.sg/courses/full-time-courses/download-ite-course-booklet
3	Information on Progression Opportunities (From <i>Nitec</i> Courses to <i>Higher Nitec</i> and Technical diplomas)	https://www.ite.edu.sg/admissions/full-time-courses/nitec-and-3-year-higher-nitec/progression-opportunities
4	Information on Progression Opportunities (from <i>Higher Nitec</i> courses to diploma courses)	https://www.ite.edu.sg/admissions/full-time-courses/higher-nitec/academic-progression

For Students Considering Private Education



The 3Rs when deciding on Private Education

Reasons

- Why are you furthering your studies?
- What are the job prospects for your preferred course?

Readiness

- How ready are you to further your studies?
- Can you cope with the academic rigour and assignment deadlines?
- Can you fund your studies?

Risks

- Do you know the possible drawbacks?
 - Your expected returns may not exceed the investments you put into your private education.
 - Private schools may make exaggerated claims.
 - Private schools may close due to various reasons.
 - You may not get a full refund if you withdraw from your course.



8 Things You Should Know Before You Enrol in A Private School



School Registration

Ensure the school is registered with SkillsFuture Singapore (SSG). Review the school's registration period, expiry date and its overall registration track record.



Partner Institution

Research on the partner institution conferring the diploma or degree, and whether the qualification is recognised by the industry.

EduTrust Certification Scheme

Is the school EduTrust-certified*? Under the scheme, private schools are assessed for their performance in areas such as school management and provision of student support services.

**Schools are required to obtain EduTrust certification in order to offer external degree programmes*



School Premises

Head down to the campus ground to check the facilities and support services. Observe the study environment too.



Fee Protection

Ask if there is any course fee protection so that you will be able to recover unconsumed course fees should the school close down.



Beyond Course fees

Find out about the course syllabus and materials, graduation rates and employment prospects. Approach the alumni to find out what they think of the school.

Teachers

Check if the teachers are qualified to teach the course.



Internship

If industry attachment is included, find out which organisation you will be attached to, the period of attachment and the alternative arrangement should the attachment become unavailable. Verify the information with the organisation as well.



Registration Support in School

Venue: Computer Lab 2

Date	Time
17 & 18 Dec 2024	9.30am to 12.00pm 2.30pm to 4.00pm

Please seek assistance from

- Desktop Engineer if you encounter technical problems.
- Year Head if you need help with the registration process.

Items List

Check that you have received the following:

- ITE Course Information Brochure
- Result slip
- Form N¹
- Examination Certificate*
- ECG materials

Other Administrative Matters

1. Check accuracy of your personal information on your result slip & certificate.
2. All ICON Email accounts will be removed by end of year. **Update your contact number (HP)** with your class mentors.

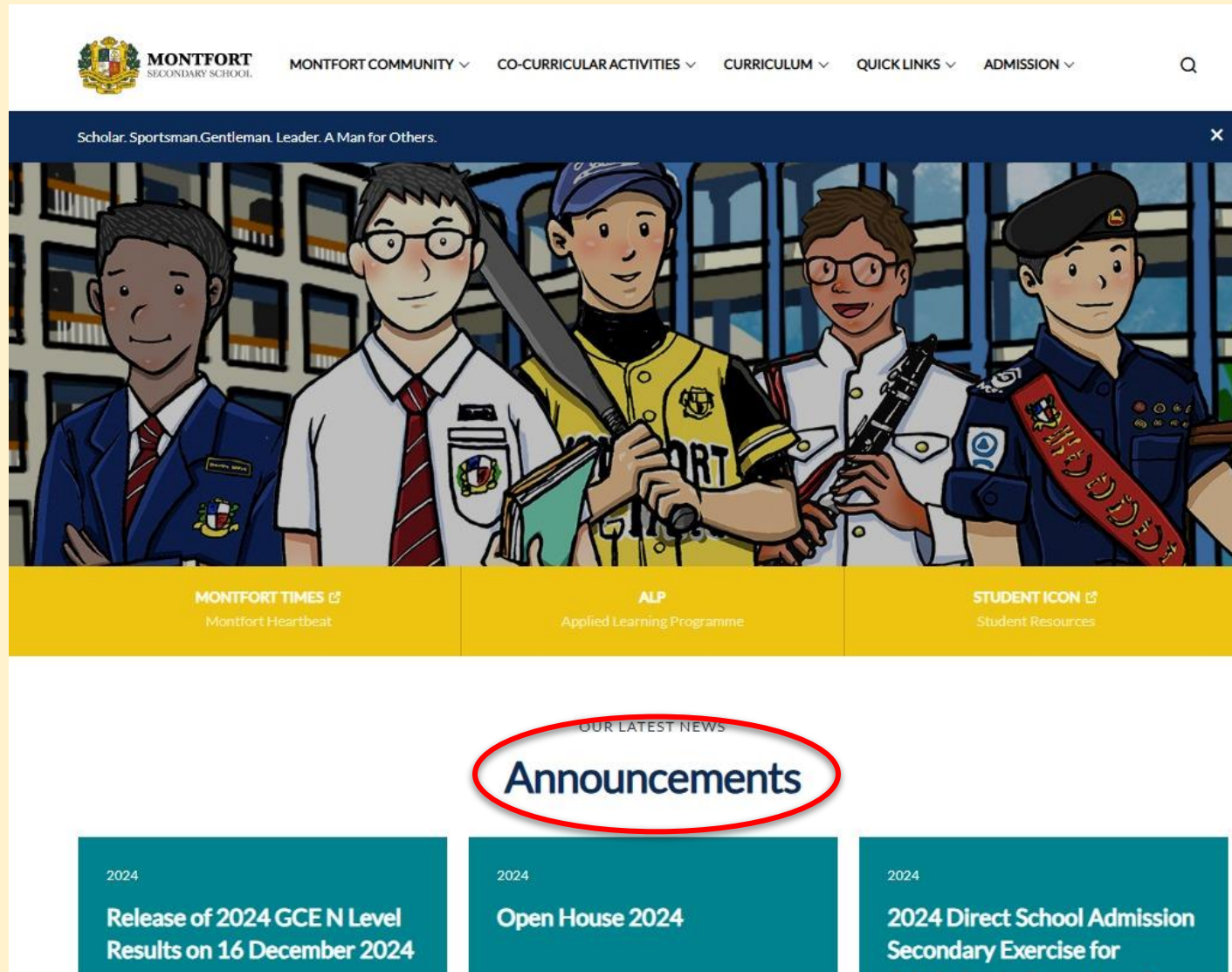
S/N	Scenario	Instructions
1	Appeal for review of results	<ul style="list-style-type: none">• Please consult IP heads.
2	Intention to move to 5N(A)	<ul style="list-style-type: none">• Have a conversation with CM.• Submit completed “Progression to 5NA” form (from GO) by 19 Dec 2024, 5 pm.• Book consultation with ECGC Mr. Isaac Ang (refer to slide 5).• Apply for post- sec options while applying for 5N(A).• SL & YH will meet the students and parents together from 27 Dec 2024.
3	Intention to repeat (must meet retention criteria)	<ul style="list-style-type: none">• Inform YH, Ms Su to share intention• Book consultation with ECGC Mr. Isaac Ang.• Submit their application for JIE (main intake).• Jan 2024: Meeting with SLs after posting results are out (typically 29/30 Dec)

ACCEPT offer before Appeal!

Key Messages

- **Apply for one or more application** this December if you qualify.
- For students who intend to apply for PFP, Sec 5 or repeat 4N, they **must apply for available post-sec options concurrently**.
- **Accept all offers before** appeal/while waiting for other applications.
- Maximise **all** their choices.

Where to Access the Materials





Ministry of Education
SINGAPORE